

CUSTOMER / **Isuzu Commercial Truck of America**

QUOTE # / **TBD**

ADDRESS / 1400 South Douglass Road Suite 100, Anaheim CA 92806

QUOTE DATE / June 26, 2025

EMAIL / michael.eads@icta-us.com

PHONE NUMBER / (714) 287-9704

VALID FOR / 10 Days

## / TRUCK BODY& EQUIPMENT UPFITTING

EQUIPMENT SPECS /



CHASSIS SPECS /

Year / **2025**

Make / **Isuzu**

Model / **NPR**

STANDARD FEATURES

156" Long Deck + 72" Dovetail + 60" Ramp

61.5" Tall ( Floor to headboard)

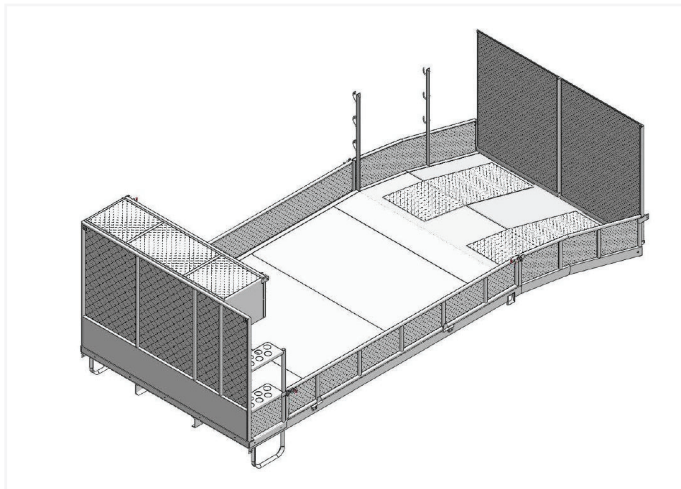
Specs / • Isuzu NPR Gas / • OR / 150" WB /  
176" WB / 114.5" CA / 127.5" CA / Reg Cab  
Crew Cab

Features

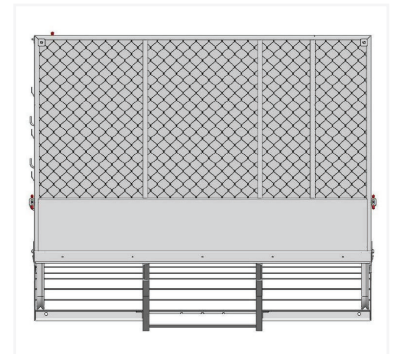
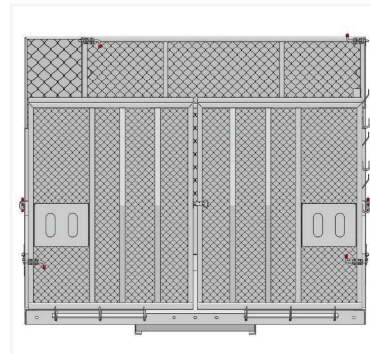
Combination Steel & Mesh Construction  
Split Spring Assist Ramp  
Headboard Storage Box  
Rake and Shovel Holder @ Passenger Side rear  
Fold-down Sides  
D-Rings / Tie downs  
Step ladder on driverside/passenger side front headboard  
Paint - Black

UPFITTING SPECS /

Upfitted with standard Tradesman Aluminum Toolbox On (passenger side or  
driverside - 18x18x36



\*Images are for demonstrative purpose only.



## / PRICING /

SUBTOTAL / \$ 13,500.00

FREIGHT / \$ 0.00

TAXES /

TOTAL / **\$ 13,500.00**

FOB / Elkhorn, WI

SIGNATURE

DATE

TERMS /

CUSTOMER / **Isuzu Commercial Truck of America**

QUOTE # / **TBD**

ADDRESS / 1400 South Douglass Road Suite 100, Anaheim CA 92806

QUOTE DATE / June 26, 2025

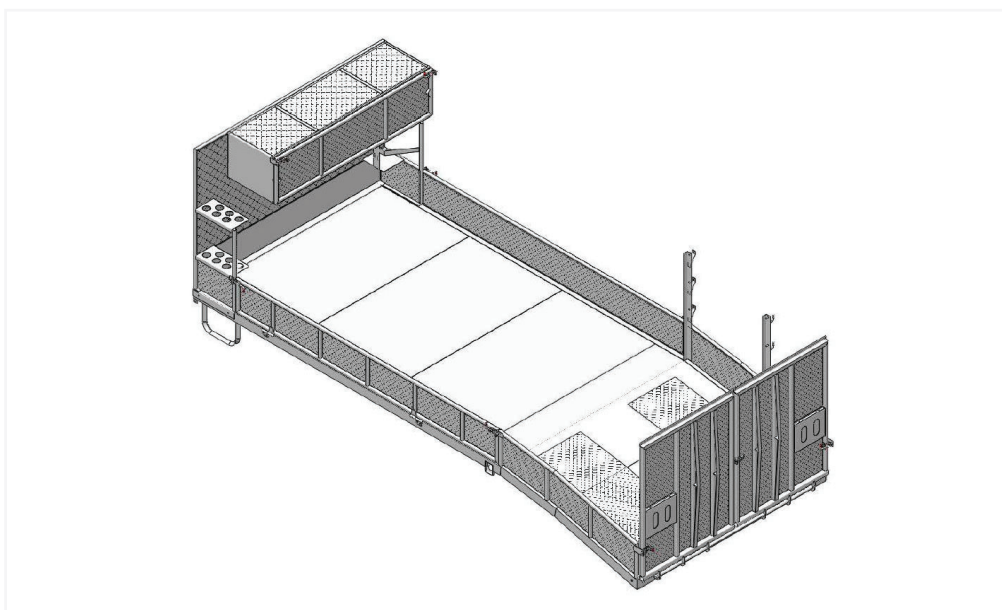
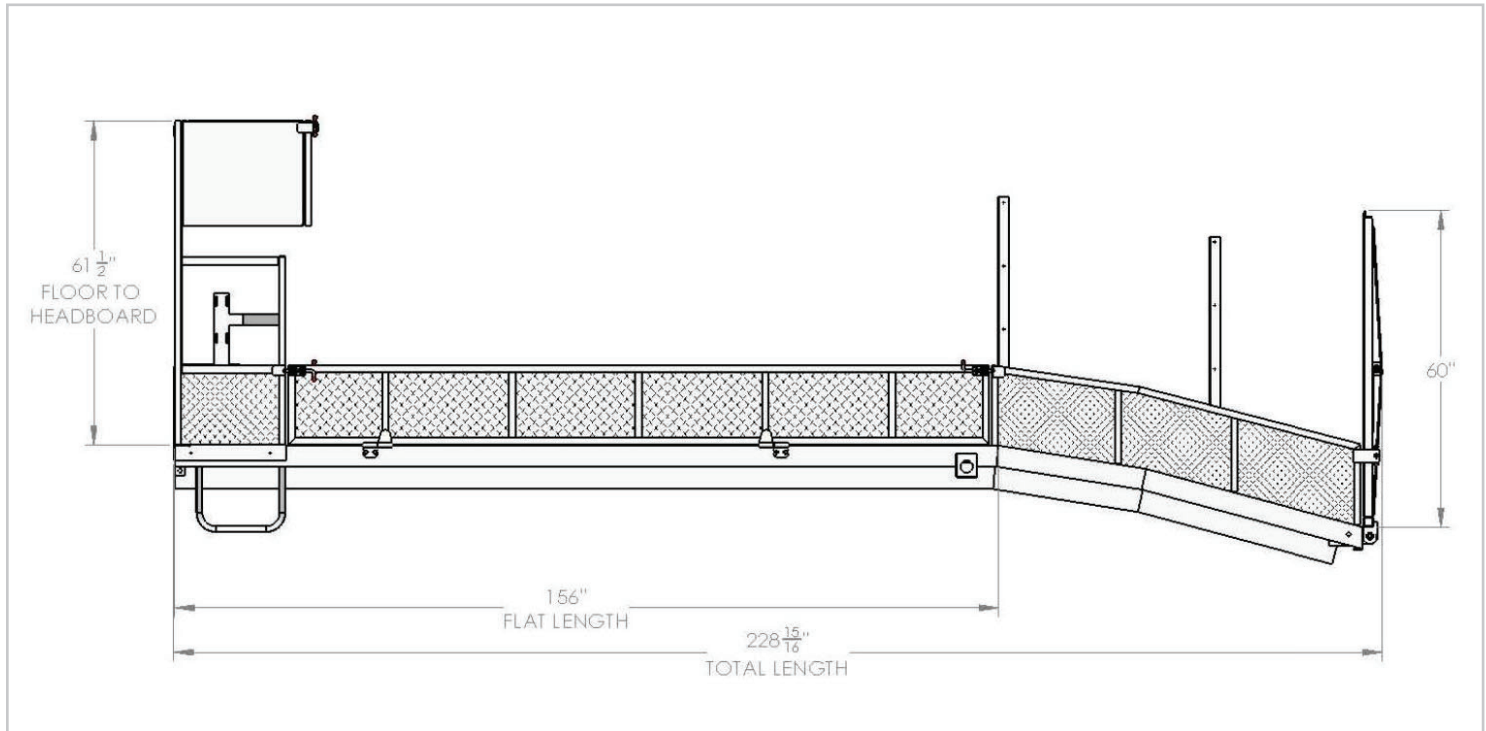
EMAIL / michael.eads@icta-us.com

PHONE NUMBER / (714) 287-9704

VALID FOR / 10 Days

## / TRUCK BODY& EQUIPMENT UPFITTING SPECIFICATIONS CONTINUED /

### ADDITIONAL NOTES /



### / PRICING /

SUBTOTAL / \$ 13,500.00

FREIGHT / \$ 0.00

TAXES /

**TOTAL / \$ 13,500.00**

FOB / Elkhorn, WI

\*Images are for demonstrative purpose only.

TERMS /