

HMF 1330K-RCS

The HMF 1330K-RCS is a strong crane with an excellent lift-to-weight ratio.



Main benefits

- Radio remote control system for total freedom
- Wear-resistant
- Safe and functional

A versatile and flexible crane

The HMF 1330K-RCS is developed and designed to solve many different lifting tasks. Advanced methods of calculation have been used for designing the crane's components and geometry, to ensure that this crane offers a lift-to-weight ratio amongst the best on the market.

The crane is available with up to 6 hydraulic extensions and an over-bending of 15° between the main boom and the jib providing great flexibility for demanding tasks in narrow places, e.g. through low gates and windows.

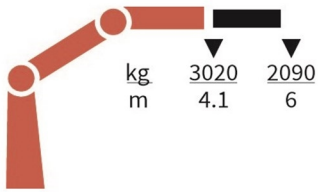
Additionally, the crane can be delivered with HMF's load-dependent EVS system monitoring and ensuring stability.

PERFORMANCE	1330-K1	1330-K2	1330-K3	1330-K4	1330-K5
Load Moment (tm)	12,4	12,1	11,7	11,4	11,2
Hydraulic reach (m)	6,1	8,2	10,5	12,7	15
Weight excl. stabilizers (Kg)	1080	1205	1315	1410	1495
Weight of stabilizers, standard (Kg)	170	170	170	170	170
Lift-to-weight ratio	9,9	8,8	7,9	7,2	6,7
Slewing Angle (°)	420	420	420	420	420
Slewing torque (kgm)	1325	1325	1325	1325	1325
Working pressure (bar)	345	345	345	345	345
GEOMETRY					
Height above mounting surface (mm)	2135	2135	2135	2135	2135
Width, folded, standard (mm)	2500	2500	2500	2500	2500
Length of crane, no extra valves (mm)	747	747	747	747	747

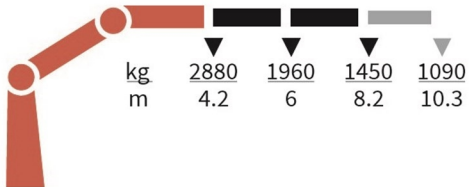
Lifting Capacity



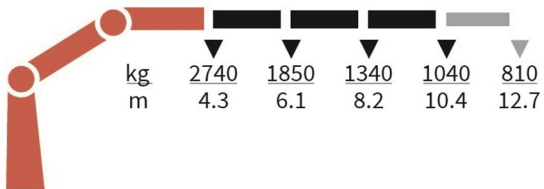
1330-K1-RCS



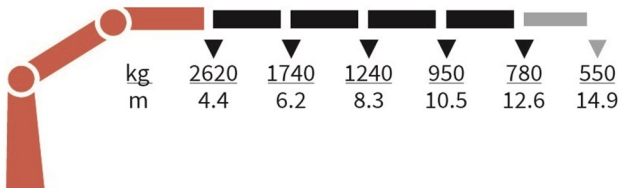
1330-K2-RCS



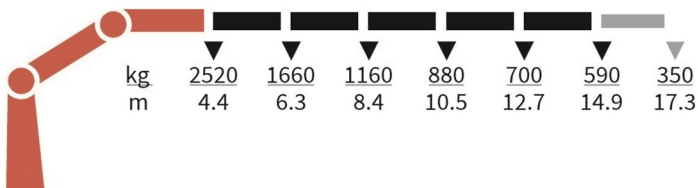
1330-K3-RCS



1330-K4-RCS



1330-K5-RCS



Basics and options

Basics

HMF 1330K-RCS

Electronic speed adaptation, HDL-d
Progressive crane control
Priority flow control
Single power plus link arm system
Proportional control valve PVG 32
Internal hose routing
Environmentally friendly quality coating
RCL safety system

Options

Control stations
High stand RC
Top seat RC
Heated seat
Control systems
Radio remote control Maxi
Radio remote control Mini
Radio remote control with Power display
Extra digital outputs
Electrical options
Spotlight
Voltage
HMF Connect
Extra valves
Extra valves in hose guides
Extra valves in hose reels, internally led
Multi-coupling
Hydraulic hoist
Hydraulic hoist 1500
2-part snatch block
Hydraulics
4 manually controlled available stabilizer functions
2 manually controlled available stabilizer functions
1-4 available radio remote-controlled functions
Biodegradable oil
Ball valve for tank
Oil cooler, medium
Oil tank 65 l mounted on the crane
Radio remote control of stabilizer beams and stabilizer legs on crane
Temperature monitoring
Mechanical options
Manual extension
Hook for manual extension
Crane orientation
Mounting bolt kit
Fittings for mounting bolt kits
Stability and safety
Electronic vehicle stability - EVS
AutoSwitch
Cylinder limitation
2-section Cylinder and beam limitation
Limitation of working area – horizontal

Cabin anti-crash
2-stage load moment limitation
Preparation for alternative stability system
Stabilizer duty control
Alarm flash on stabilizer legs
Calibration bypass
Light tower
High stand safety system - basic
High stand safety system - envelope
High stand safety system - quadrant
Quadrant operator protection system
Beam and height warning
Beam and park warning
Stabilizer leg warning
Stabilizer beams and legs
Manual swing-up stabilizer legs with gas spring
Manual swing-up stabilizer legs
Fixed vertical stabilizer legs
Footplate with ball joint
Footplate extended
Hydraulic stabilizer beams 4.6 m - 5.6 m
Fixed vertical stabilizer legs, short
Manual stabilizer beams 4.6 m - 5.6 m
Colours
RAL colors