

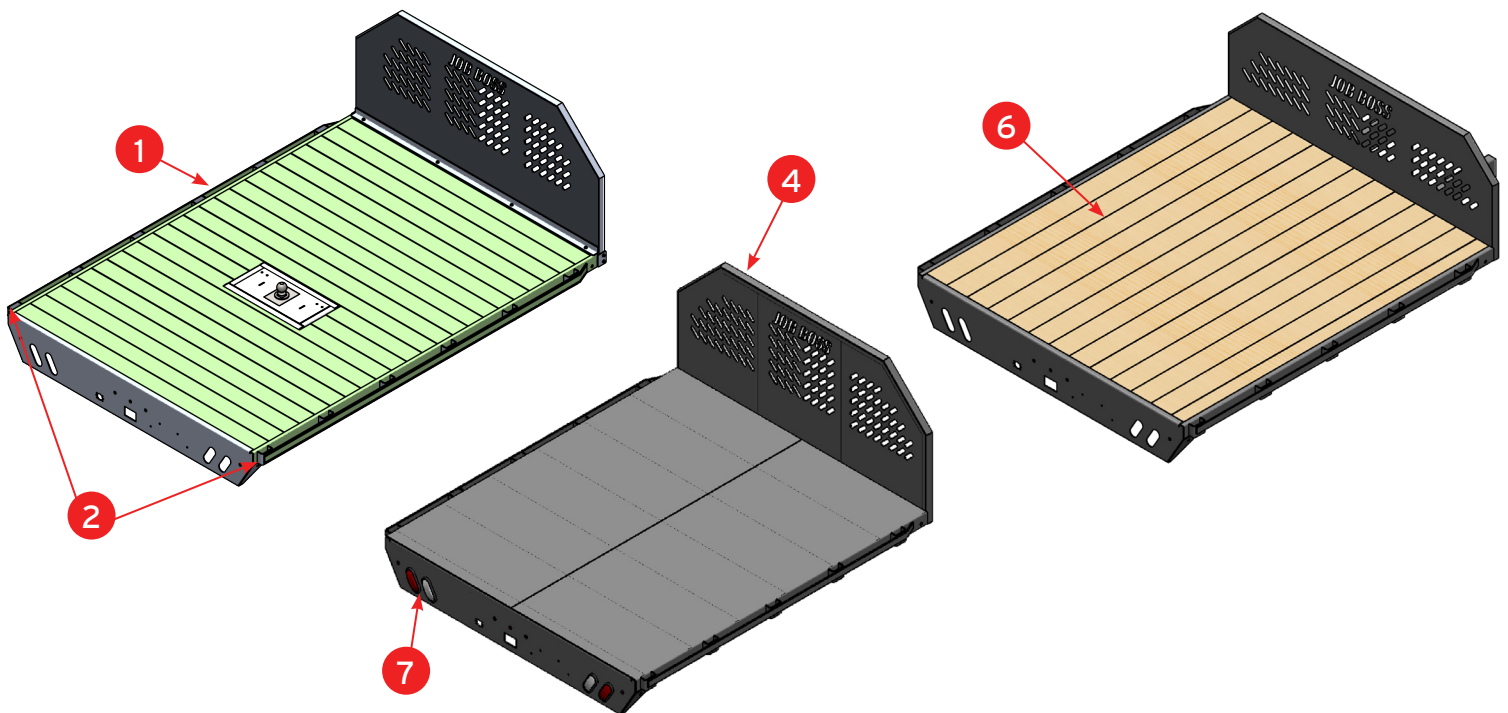
# **JOBBOSS** **FLAT DECKS**





VOTH JOBBOSS Flat Decks are engineered for durability, functionality, and versatility in a range of commercial applications. Designed with high-strength materials and precision manufacturing. Whether for general hauling, vocational tasks, or custom fleet builds, JOBBOSS flat decks deliver reliable performance and a professional finish tailored to your needs.

- Recommended CA - 60"CA / 84"CA / 108"CA / 120"CA
- Useable Deck Length - 9'4" / 11'4" / 13'4" / 16'
- Material Construction - Steel or Aluminium
- Floor - Aluminium Extrusion / Checkerplate Steel / Wood
- Headboard Type - Tapered 30" / 42"
- Lighting - Standard CMVSS / FMVSS
- Standard External rub rail and pockets



## STANDARD JOBBOSS FLAT DECK FEATURES

### Features

1. ALUMINIUM OR STEEL CONSTRUCTION
2. WIDTH 100.75" OUTSIDE RAIL (96" INSIDE RAIL)
3. STEEL BODIES - CROSSMEMBER STRUCTURE, ALUMINIUM BODIES - EXTRUSION STRUCTURE
4. HEADBOARD OPTIONS - HEIGHT 30" / 42"
5. BLACK, EPOXY PRIMER AND POLYURETHANE - PAINT OR ALUMINIUM FINISH
6. FLOORING AVAILABLE IN PRESSURE TREATED WOOD (2"X8" PLANKS) OR 1/8" CHECKER PLATE OR ALUMINIUM EXTRUDED FLOOR
7. 1 MARKER LIGHT ON EACH SIDE, 5 MARKER LIGHTS AT REAR, 2 STT AT REAR

\*IMAGES ARE FOR DEMONSTRATIVE PURPOSE\*



60" CA						
SKU NUMBER		SA094-PX1XXE000RF0000-VTB	SA094-PX1XBED00RF0000-VTB	SA094-CX1XXE000RF0000-VTB	AA094-EX1XXE000RF9900-VTB	AA094-EX1XBED00RF9900-VTB
GVWR (lbs.)	Up to 19,500	✓	✓	✓	✓	✓
USEABLE DECK LENGTH (FT)	9' 4"	✓	✓	✓	✓	✓
MATERIAL	Steel / Aluminum	Steel	Steel	Steel	Aluminum	Aluminum
FLOOR	Aluminum Extrusion / Wood / Checker Plate Steel	Pressure Treated Wood (2" x8" Planks)	Pressure Treated Wood (2" x8" Planks)	1/8" Checker Plate Steel	Aluminum Extrusion	Aluminum Extrusion
HEADBOARD HEIGHT	30" / 42"	42" with Window	42" with Window	42" with Window	42" with Window	42" with Window
PAINT	Black Paint or Aluminum finish	Black, Epoxy Primer and Polyurethane Paint	Black, Epoxy Primer and Polyurethane Paint	Black, Epoxy Primer and Polyurethane Paint	Aluminum Finish	Aluminum Finish
WINCH TRACK APPLICATION	Available on select models	✗	PS Winch	✗	✗	PS Winch
GOOSENECK OPTION	B & W flip over 30,000 lbs Gooseneck	✗	✓	✗	✗	✓

84" CA						
SKU NUMBER		SA114-PX1XXE000RF0000-VTB	SA114-PX1XBED00RF0000-VTB	SA114-CX1XXE000RF0000-VTB	AA114-EX1XXE000RF9900-VTB	AA114-EX1XBED00RF9900-VTB
GVWR (lbs.)	Up to 19,500	✓	✓	✓	✓	✓
USEABLE DECK LENGTH (FT)	11' 4"	✓	✓	✓	✓	✓
MATERIAL	Steel / Aluminum	Steel	Steel	Steel	Aluminum	Aluminum
FLOOR	Aluminum Extrusion / Wood / Checker Plate Steel	Pressure Treated Wood (2" x8" Planks)	Pressure Treated Wood (2" x8" Planks)	1/8" Checker Plate Steel	Aluminum Extrusion	Aluminum Extrusion
HEADBOARD HEIGHT	30" / 42"	42" with Window	42" with Window	42" with Window	42" with Window	42" with Window
PAINT	Black Paint or Aluminum finish	Black, Epoxy Primer and Polyurethane Paint	Black, Epoxy Primer and Polyurethane Paint	Black, Epoxy Primer and Polyurethane Paint	Aluminum Finish	Aluminum Finish
WINCH TRACK APPLICATION	Available on select models	✗	PS Winch	✗	✗	PS Winch
GOOSENECK OPTION	B & W flip over 30,000 lbs Gooseneck	✗	✓	✗	✗	✓



\*IMAGES ARE FOR DEMONSTRATIVE PURPOSE\*

108" CA					
SKU NUMBER		SA134-PX1XXE000RF0000-VTB	SA134-PX1XBED00RF0000-VTB	SA134-CX1XBED00RFP000	AA134-EX1XXE000RF9900-VTB
GVWR (lbs.)	Up to 19,500	✓	✓	✓	✓
USEABLE DECK LENGTH (FT)	13' 4"	✓	✓	✓	✓
MATERIAL	Steel / Aluminum	Steel	Steel	Steel	Aluminum
FLOOR	Aluminum Extrusion / Wood / Checker Plate Steel	Pressure Treated Wood (2" x8" Planks)	Pressure Treated Wood (2" x8" Planks)	1/8" Checker Plate Steel	Aluminum Extrusion
HEADBOARD HEIGHT	30" / 42"	42" with Window	42" with Window	42" with Window	42" with Window
PAINT	Black Paint or Aluminum finish	Black, Epoxy Primer and Polyurethane Paint	Black, Epoxy Primer and Polyurethane Paint	Black, Epoxy Primer and Polyurethane Paint	Aluminum Finish
WINCH TRACK APPLICATION	Available on select models	✗	PS Winch	PS Winch	✗
GOOSENECK OPTION	B & W flip over 30,000 lbs Gooseneck	✗	✓	✓	✗

120" CA				
SKU NUMBER		SA160-PX1XXE000RF0000-VTB	SA160-CX1XXE000RF0000	AA160-EX1XXE000RF9900-VTB
GVWR (lbs.)	19,500	✓	✓	✓
USEABLE DECK LENGTH (FT)	16'	✓	✓	✓
MATERIAL	Steel / Aluminum	Steel	Steel	Aluminum
FLOOR	Aluminum Extrusion / Wood / Checker Plate Steel	Pressure Treated Wood (2" x8" Planks)	1/8" Checkerplate Steel	Aluminum Extrusion
HEADBOARD HEIGHT	30" *Crane Related Deck*, 42"	42" with Window	42" with Window	42" with Window
PAINT	Black Paint or Aluminum finish	Black, Epoxy Primer and Polyurethane Paint	Black, Epoxy Primer and Polyurethane Paint	Aluminum Finish
WINCH TRACK APPLICATION	Available on select models	✗	✗	✗
GOOSENECK OPTION	B & W flip over 30,000 lbs Gooseneck	✗	✗	✗



\*IMAGES ARE FOR DEMONSTRATIVE PURPOSE\*



SPECIALTY				
SKU NUMBER		AA090-JB001-VTB	AA090-PX4XXB0B2TF9900-VTB	AA120-5X4XXB0B2TF9900-VTB
RECOMMENDED CA"	60" - 84"	60" SRW	60"	84"
GVWR (lbs.)	Class 3-5 / Up to 19,500	Class 3-5	19,500	19,500
USEABLE DECK LENGTH (FT)	9' to 16'	9'	9'	12'
MATERIAL	Steel / Aluminum	Aluminum	Aluminum	Aluminum
FLOOR	Aluminum Extrusion / Wood / Checker Plate Steel	3/16" Checker Plate Floor	Pressure Treated Wood (2" x 8" Planks)	3/16" Checker Plate Floor
HEADBOARD HEIGHT	30" *Crane Related Deck*, 42" or 48"	42" with Window	48" with Window	48" with Window
PAINT	Black Paint or Aluminum finish	Aluminum finish	Aluminum finish	Aluminum finish
WINCH TRACK APPLICATION	Available on select models	X	X	X
GOOSENECK OPTION	B & W flip over 30,000 lbs Gooseneck	X	X	X



\*IMAGES ARE FOR DEMONSTRATIVE PURPOSE\*



## Stake Racks / Sides

Stake sides, or stake racks, are removable panels fitted into pockets on flatbed trucks or trailers to secure and contain cargo.



## Ladder

Built-in ladders on flat deck trucks provide convenient and safe access to the truck bed for loading, unloading, or securing cargo.



## Toolboxes

Built-in tradesman toolboxes on flat deck trucks offer secure, weather-resistant storage for tools and equipment.



## Fold-Down Sides

The fold down side is a hinged panel system that provides secure cargo containment and quick side access on flat deck trucks and trailers.



\*IMAGES ARE FOR DEMONSTRATIVE PURPOSE\*





\*IMAGES ARE FOR DEMONSTRATIVE PURPOSE\*



## VOTH WARRANTY

Voth Truck Bodies provides a 3-year warranty on items manufactured by Voth Truck Bodies.

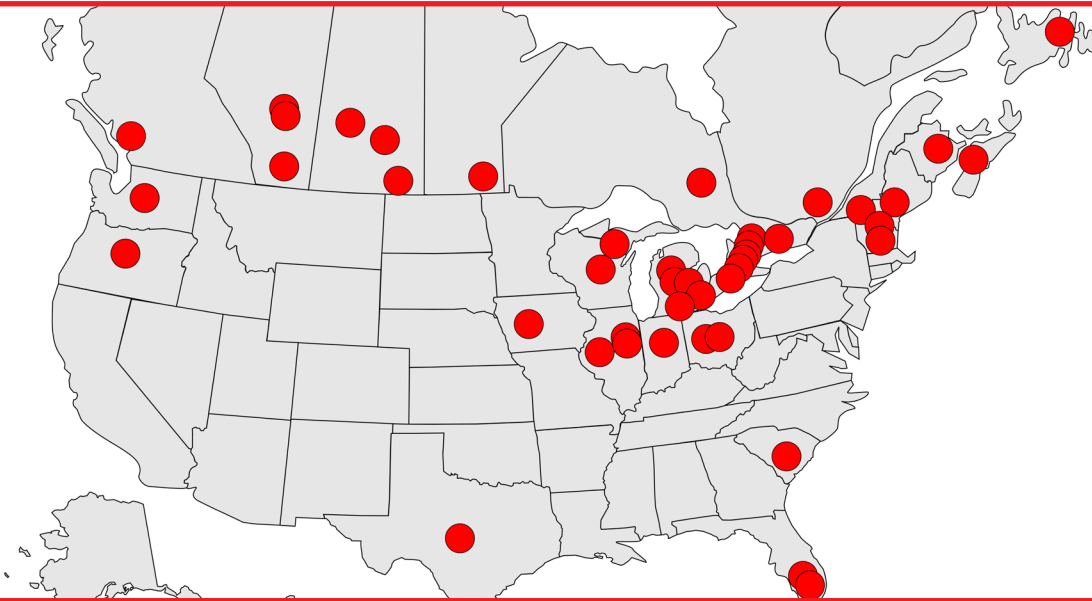

## VENDOR WARRANTY POLICIES

Telescopic cylinders come with a 1-year manufacturers warranty.

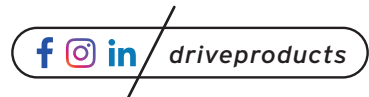
Electric/ Hydraulic power packs come with a 1-year manufacturers warranty.

## DISTRIBUTOR MAP

To find your distributor please visit  
[vothtruckbodies.com/distributor-map](http://vothtruckbodies.com/distributor-map)



## CONNECT WITH US ON OUR SOCIALS!















Voth Truck Bodies is a trusted brand of high-quality truck body solutions, designed to meet the needs of diverse industries across Canada and the United States. Backed by Drive Products Manufacturing, built with precision, strength, and reliability at their core. The Voth Truck Bodies product line features: Steel, aluminium, and hybrid body dump bodies, chipper bodies, interchangeable bodies, service bodies, flat decks and more...

North American Manufacturing All Voth-branded products are proudly manufactured by Drive Products Manufacturing at four dedicated facilities ensuring consistent quality and reliable production capabilities. These facilities also produce a variety of truck equipment systems, including: Kargo King Roll-Off Systems, Big Max Roll-Off Systems, And additional specialized truck-mounted solutions




Courtland Manufacturing Facility: 130,000 sq.ft



Morden Manufacturing Facility: 56,000 sq.ft



Winsor Manufacturing Facility: 85,000 sq.ft



Winters Manufacturing Facility: 100,00 sq.ft



✉ [vothdistribution@driveproducts.com](mailto:vothdistribution@driveproducts.com)

For more info visit our websites:  
[www.vothtruckbodies.com](http://www.vothtruckbodies.com)  
[www.driveproducts.com](http://www.driveproducts.com)